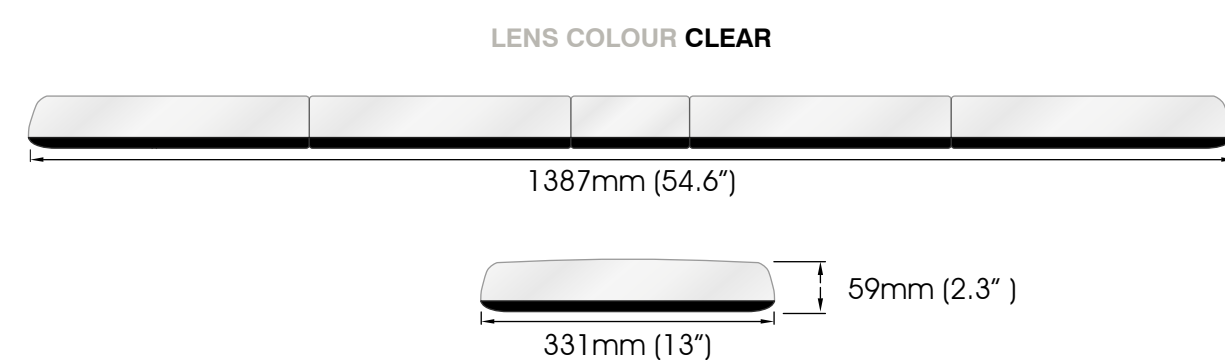


CELL2

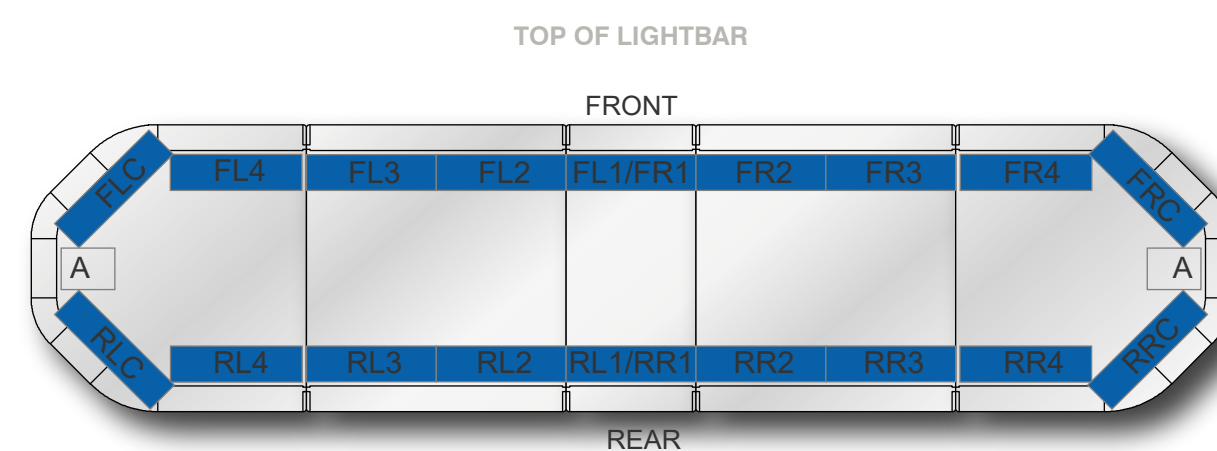
LIGHTBAR CONFIGURATION - FRENCH FIRE.



DUAL COLOUR LIGHTBAR

All in one lightbar

STEP 1



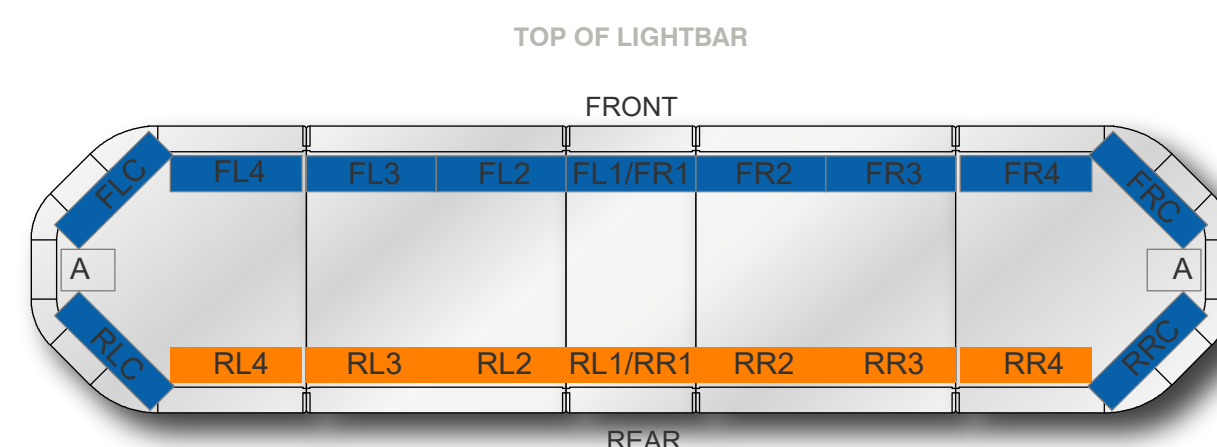
Product EAN Part Number: **NA**
Not yet in the system as a part number.

THE VEHICLE DRIVING FORWARD.

The Vehicle is driving forward with the lightbar on FULL BLUE Emergency Mode.

All BLUE modules ON.

STEP 2. Version 1

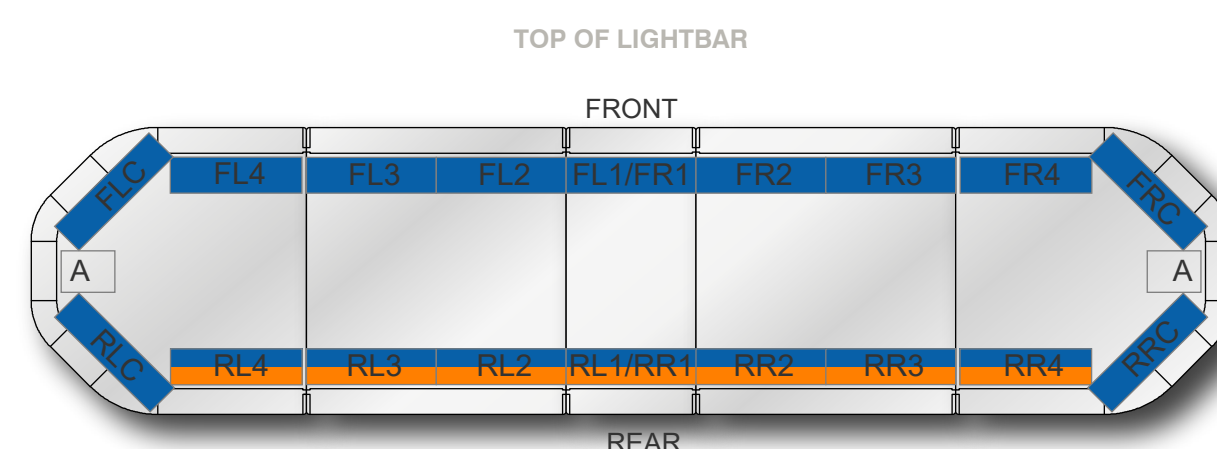


VEHICLE IS STATIONARY - VERSION 1

When the vehicle has STOPPED and the Handbrake is ON, the rear of the lightbar will switch automatically to AMBER Warning Mode. The rest of the lightbar will continue to flash in BLUE.

In Version 1, all BLUE LED's flash at R65 Double(2Hz), and the rear AMBER LED's flash at 4Hz.

STEP 2. Version 2



VEHICLE IS STATIONARY - VERSION 2

When the vehicle has STOPPED and the Handbrake is ON, the rear of the lightbar will switch automatically to alternate between AMBER Warning Mode and BLUE Warning mode (Amber/Blue/Amber/Blue/Amber..) The rest of the lightbar will continue to flash in BLUE.

In Version 2, all blue LED's at R65 double flash. The rear LED's, excluding rear corner modules, flash alternatively between colour amber and blue at 4Hz.